


LOCAL CONTROL AND ACCOUNTABILITY PLAN



District Overview



5
SCHOOLS

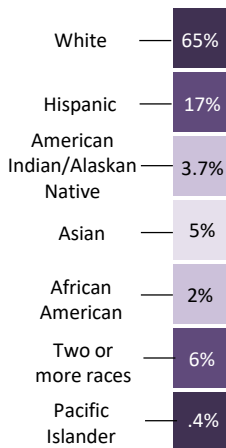
3 Comprehensive
1 Continuation

1 Independent Study

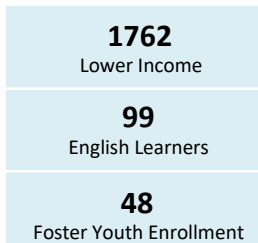


3,981
STUDENTS

STUDENT ETHNICITY

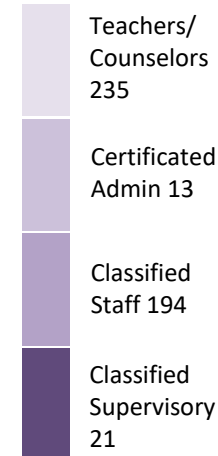


SUBGROUPS



463
EMPLOYEES

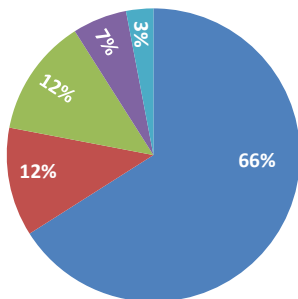
STAFF



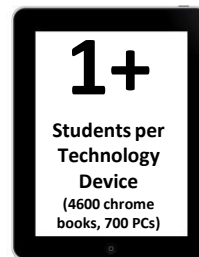
2022/23 ANNUAL LCFF REVENUE



\$47 million



Instruction/Related Services
Pupil Services
Plant/Ancillary Services
General Admin
Other Outgo



STAFFING RATIO OF 32:1

Estimated Supplemental Funding for
2022/23 is \$3.79 million

2200 Eureka Way Suite B, Redding, CA 96001 | (530) 241-3261 Phone | (530) 225-8499 Fax

About this Data: The figures above represent the most recently reported public data available from the California Department of Education ranging from 2020-2021. Some values may not match exactly due to rounding, reporting delays, or anomalies.




386

**PARENT SURVEY
RESPONSES**



258

**STUDENT SURVEY
RESPONSES**



177

**STAFF SURVEY
RESPONSES**



5

**SITE COUNCIL/ADVISORY
MEETINGS**



3

**BOARD
MEETINGS**

1

**DELAC
MEETING**



4

**FOSTER YOUTH
MEETING**



1

**BARGAINING UNIT
MEETINGS**

GOAL #1

All graduates will successfully complete the required courses to allow access to all postsecondary options.



SERVING THESE

State Priorities



Basic Services



Academic Standards



Parent Involvement



Course Access



Other Outcomes



Student Achievement

Expected Measurable Outcomes




Increase "A-G" completion rate at Comprehensive Schools by 2% each year
Current Rate: 44%



Increase percentage of students prepared for college level English as measured by the EAP by 3% each year
Current Rate: 66%



Increase percentage of students prepared for college level Math as measured by the EAP by 3% each year
Current Rate: 50%



Achieve District wide AP exam pass rate of 65% (score 3 or higher) while increasing participation each year
Pass Rate: 58.7%
Participation Rate: 23.1%



Maintain 100% implementation of adopted state standards for all students
Current Rate: 100%



Achieve 0% of teacher miss assignments for all students
Current Rate: 2%



Maintain 0% of students lacking their own assigned textbook or instructional materials.
Current Rate: 0%




Increase District ELPAC score average by .25 each year
Current Score: 2.66



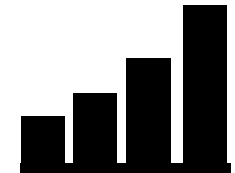
Maintain English Learner Reclassification rate
Current Rate: 27.1%



Increase number of students completing CTE concentrator courses by 3% each year
Current Rate: 1043



Maintain access to a broad course of study as described in Ed Code 51220 for all students
Current Rate: 100% Access



Increase percentage of students enrolled in dual enrollment courses by 3% each year
Current Rate: 49%

#1 All graduates will successfully complete the required course to allow access to all postsecondary options

Actions/Services:	➡ "Supplemental Funding"	Budget
Offer EL courses and a monitor period for EL students	➡	\$150,000
Assign a certificated staff member to support EL students where applicable	➡	\$5,000
PLC Coach at each comp site to support staff/students	➡	\$75,000
Counselors complete 4 year grad plans with all students including CTE	➡	\$150,000
Transportation during school day to ensure access to all CTE programs	➡	\$150,000
Career Centers at each comprehensive school	➡	\$60,000
Provide Standards Aligned Curriculum		\$150,000
Chromebooks for all students		\$500,000
Offer full complement of CTE courses (Med Careers, AOJ, Fire Science, Chef Prep, Ag Science, Robotics)		\$1,100,000
Offer a variety of dual enrollment courses in collaboration with Shasta College		\$15,000
Offer a variety of Advanced Placement (AP) courses		\$1,250,000
Provide teaching staff with online tools for remote learning		\$30,000
WiFi on busses		\$30,000
Maintain appropriately credentialed staff through Associate Superintendent of HR		\$8,500

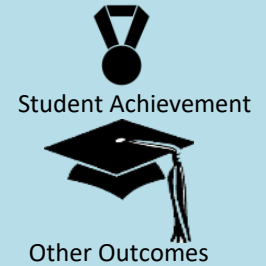
GOAL #2

Implementation of a variety of measures to mitigate learning loss due to COVID-19, maximize credit recovery options, and ensure all graduates are competent in reading and math



SERVING THESE


State Priorities



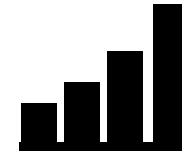
Expected Measurable Outcomes



Maintain scores at or above state average in English as measured by the CAASPP
CAASPP suspended Spring 2020
Spring 2019: 14.9 points above average



Achieve scores at or above state average in Math as measured by the CAASPP
CAASPP suspended Spring 2020
Spring 2019 Rate: 39.6 below average



Increase % of students who earn a 2.0 GPA in a broad course of study by 1%
Current Rate: 85%

Actions/Services:

➡ "Supplemental Funding"

Budget

Pioneer Continuation High School for students (credit deficient, behavior, attendance)	➡ \$1,500,000
Gateway to College program for students who have dropped out of school	➡ \$230,000
Offer success labs during school to keep students on track & passing core classes	➡ \$220,000
Credit recovery labs during school allowing students to recover credits	➡ \$180,000
English and Math labs for students who are not at grade level	\$350,000
Summer School for students to recover failed classes (transportation, food, counseling provided)	\$150,000
Anytime School after school or Academic Saturday School for credit recovery	\$30,000
After or before school peer tutoring facilitated by a staff member	\$25,000
Professional Development on instruction (grading equity and differentiated instruction)	\$30,000


**GOAL
#3**

Improve student engagement, support, school climate, safety and environment




SERVING THESE


State Priorities




Basic Services




Parent Involvement



Other Outcomes



Student Engagement




School Climate

Expected Measurable Outcomes




Achieve District wide overall student attendance of 95% annually
Current Rate: 92.6%



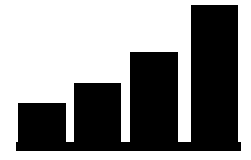
Reduce District wide chronic absenteeism by 1%
Current Rate: 11.35%



Achieve District wide out of school suspensions less than 3%
Current Rate: 4.4%



Maintain pupil expulsion rate below 1%
Current Rate: .017%



Engage 100% of students and/or parents in the postsecondary planning process
Current Rate: 100%



Maintain overall "Good" rating on the annual facilities inspection for all facilities
Current Rating: Good



Enroll no less than 15 families per school site in the "Student Success Academy" each year
Current at EHS: 6
Current at FHS: 10
Current at SHS: 13



Achieve more than 75% "Excellent" or "Good" overall rating on Student Success Academy exit survey
Current Rate: 100%




Increase student self reporting of campus safety as "neutral", "agree", or "strongly agree" by 2%
Current Rate: 91%



Increase student self reporting of participating in school activities as "neutral", "agree", or "strongly agree" by 2%
Current Rate: 61%



Maintain parent reporting of their student feeling safe at school as "neutral", "agree", or "strongly agree" above 90%
Current Rate: 94%



Increase parent reporting of their student feeling connected at school as "neutral", "agree", or "strongly agree" by 2%
Current Rate: 83%



Maintain staff reporting of their school being safe as "neutral", "agree", or "strongly agree" above 95%
Current Rate: 97%



District graduation rate above 93%
Current Rate: 90%



District dropout rate below 3%
Current Rate 4.11%

#3 Improve student engagement, support, school climate, safety and environment

Actions/Services:	➡ "Supplemental Funding"	Budget
Teacher on Assignment at comp sites & SCA to improve attendance/engagement	➡	\$285,000
Offer Student Success Academy for students and families	➡	\$16,000
Foster Youth Liaison at each comprehensive school and District level	➡	\$40,000
Maintain low counselor to student ratio at each comprehensive school	➡	\$390,000
School Resource Officers at each campus	➡	\$250,000
Offer Pregnant and Parenting Teen Program	➡	\$75,000
In School Suspension Program as alternative to out of school suspension	➡	\$175,000
Contract with a private vendor for Mental Health Counseling for students		\$275,000
Additional School Psychologist to assist in social and emotional learning		\$125,000
New online Anonymous Reporting System for students (bullying, harassment, crisis, etc.)		\$10,000
Add additional School Nurse and Health Clerk to assist with COVID-19 pandemic		\$175,000
Offer intramural activities at lunch on comp sites to improve campus climate		\$10,000
Contract with private security to increase supervision & maintain safe environment		\$175,000
Employ and provide resources to Maintenance and Custodial Department		\$2,650,000
Provide attendance incentives for at risk students		\$7,500
Contract with outside mentoring program to provide mentors to students		\$1,000
Offer Restorative Justice Program at comp sites as an alternative to suspension		\$20,000
Site admin to maintain Site Councils, parent booster and PTSA groups		\$60,000